KOZANOĞLU
KOZMAKSAN

TEKNİK VERİLER

30 SERİSİ 4 DELİKLİ ISO ÇİFT YÖNLÜ DİŞLİ POMPA

Giriş Basıncı	0.7÷ 1.5 bar
Çalışma Viskozite Aralığı	-12:100 cSt
Akışkan Sıcaklığı	-10 °C+80 °C

Çalışma Basıncı	Kirlilik		Filtre
	NAS 1638	ISO 4406	βx=75
≥200 bar	11	20/17	25 µm
≤200 bar	12	21/18	40 µm

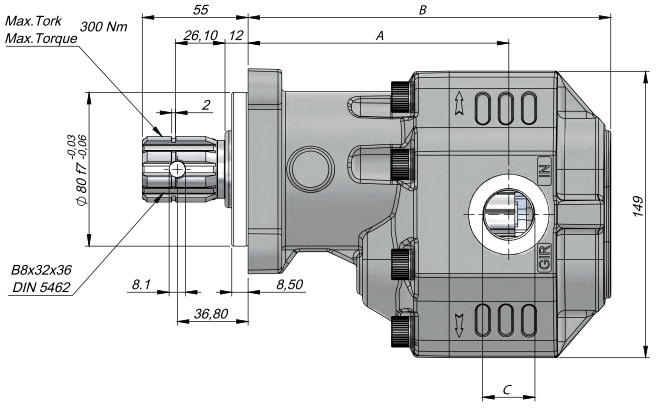

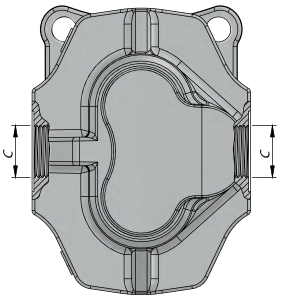

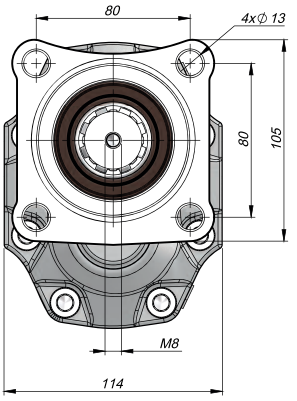

HİDROLİK SEMBOL

Kod	Deplasman	Maks. Sürekli Basınç	Maks. Kesintili Basınç	Maks. Tepe Basınç	Maks. Sürekli Devir	Maks. Kesintili Devir	M in. Devir	A	B	Giriş	Çıkış
ÇİFT YÖNLÜ	(cm^3/dev)	(%100)(BAR)	(maks. 20 sn)(BAR)	(maks. 6 sn)(BAR)	(RPM)	(RPM)	(RPM)	(mm)	(mm)	C	C
KH01020170132B-2	17	300	310	320	2600	3000	300	124.5	171.5	G1/2"	G1/2"
KH01020270132B-2	27	290	300	310				129.5	177.5		
KH01020340132B-2	34	285	295	305	2300	2900		130.5	182.5	G3/4"	G3/4"
KH01020430132B-2	43	280	290	300	2100	2600		135.5	188.5		
KH01020510132B-2	51	230	260	280				135.5	193.5		
KH01020610132B-2	61	225	240	260	2000	2100		142	201.5	G1"	G1"
KH01020820132B-2	82	200	210	220	1700	1900		146	212.5		
KH01021000132B-2	100	190	200	220	1600			160	225.5	G1 1/4"	G1 1/4"
KH01021250132B-2	125	170	190	200				164	241.5		

KOZANOĞLU
KOZMAKSAN

TEKNİK VERİLER

30 SERİSİ 4 DELİKLİ ISO TEK YÖNLÜ DİŞLİ POMPA

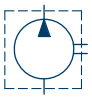

HİDROLİK SEMBOL

Giriş Basıncı	0.7÷ 1.5 bar
Çalışma Viskozite Aralığı	-12:100 cSt
Akışkan Sıcaklığı	-10 °C+80 °C

Çalışma Basıncı	Kirlilik		Filtre
	NAS 1638	ISO 4406	βx=75
≥200 bar	11	20/17	25 µm
≤200 bar	12	21/18	40 µm

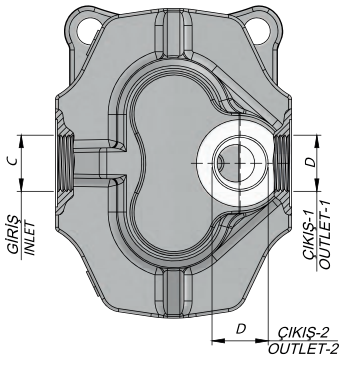

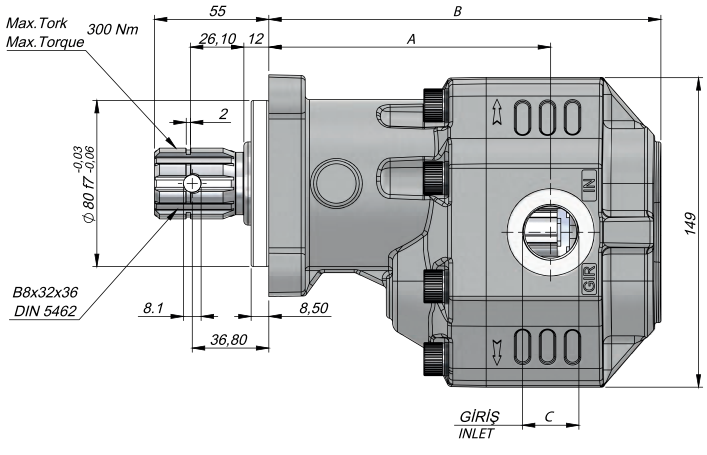

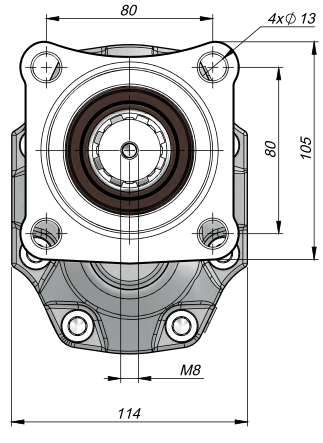

Kod	Deplasman	Maks. Sürekli Basınç	Maks. Kesintili Basınç	Maks. Tepe Basınç	Maks. Sürekli Devir	Maks. Kesintili Devir	Min. Devir	A	B	Giriş	Çıkış
Sol (L) / Sağ (R)	(cm³/dev)	(100%)(BAR)	(maks. 20 sn)(BAR)	(maks. 6 sn)(BAR)	(RPM)	(RPM)	(RPM)	(mm)	(mm)	C	D
KH01020170132L/R-2	17	300	310	320	2600	3000	300	124.5	171.5	G1/2"	G1/2"
KH01020270132L/R-2	27	290	300	310				129.5	177.5	G3/4"	
KH01020340132L/R-2	34	285	295	305	2300	2900		130.5	182.5		G3/4"
KH01020430132L/R-2	43	280	290	300	2100	2600		135.5	188.5		
KH01020510132L/R-2	51	230	260	280				135.5	193.5	G1"	
KH01020610132L/R-2	61	225	240	260	2000	2100		142	201.5		
KH01020820132L/R-2	82	200	210	220	1700	1900		146	212.5	G1 1/4"	G1" G3/4" (Alternatif)
KH01021000132L/R-2	100	190	200	220	1600			160	225.5		
KH01021250132L/R-2	125	170	190	200				164	241.5		

KOZANOĞLU
KOZMAKSAN

TEKNİK VERİLER

35 SERİSİ 4 DELİKLİ ISO ÇİFT YÖNLÜ DİŞLİ POMPA

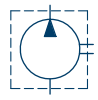

HİDROLİK SEMBOL

Giriş Basıncı	0.7÷ 3 bar
Çalışma Viskozite Aralığı	-12:100 cSt
Akışkan Sıcaklığı	-10 °C+80 °C

Çalışma Basıncı	Kirlilik		Filtre
	NAS 1638	ISO 4406	βx=75
≥200 bar	11	20/17	25 µm
≤200 bar	12	21/18	40 µm

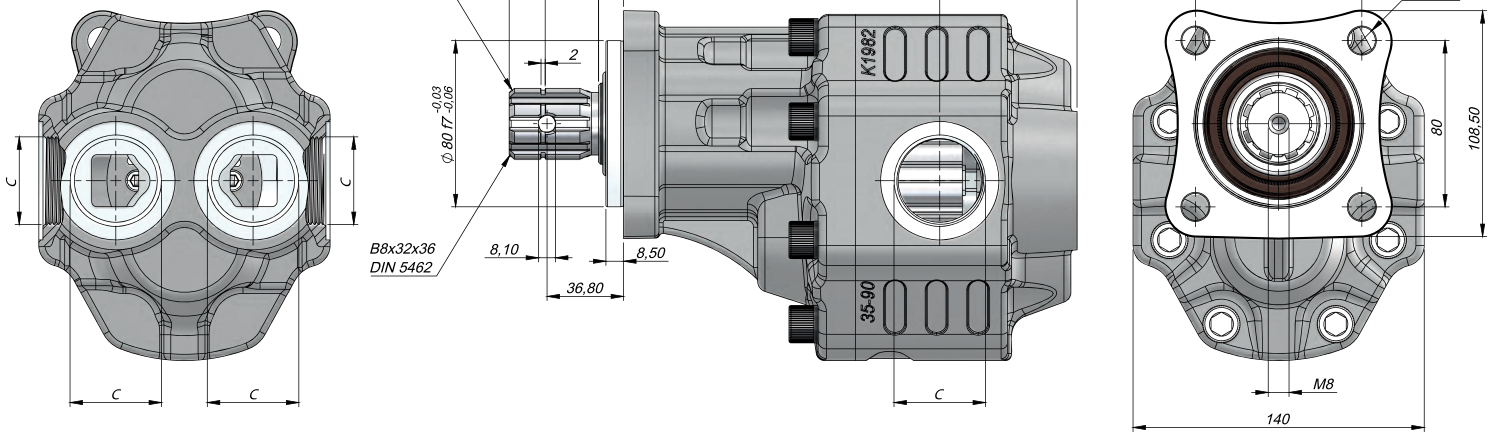

Kod	Deplasman	Maks. Sürekli Basınç	Maks. Kesintili Basınç	Maks. Tepe Basınç	Maks. Sürekli Devir	Maks. Kesintili Devir	Min. Devir	A	B	Giriş	Çıkış
ÇİFT YÖNLÜ	(cm^3/dev)	(%100)(BAR)	(maks. 20 sn)(BAR)	(maks. 6 sn)(BAR)	(RPM)	(RPM)	(RPM)	(mm)	(mm)	C	C
KH01030600122B-2	60	250	270	290	1800	2500	300	146	205	G1"	
KH01030820122B-2	82	240	260	280				148	214	G11/4" (G1" Alternatif)	
KH01030900122B-2	90	230	250	270				152	218	G1 1/4"	
KH01031000122B-2	100	220	240	260				153	236		
KH01031100122B-2	110	205	220	250				154.5	230		
KH01031250122B-2	125	195	215	230				158	240.5		

KOZANOĞLU
KOZMAKSAN

TEKNİK VERİLER

40 SERİSİ 4 DELİKLİ ISO TEK YÖNLÜ DİŞLİ POMPA

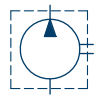

HİDROLİK SEMBOL

Giriş Basıncı	0.7÷ 1.5 bar
Çalışma Viskozite Aralığı	-12:100 cSt
Akışkan Sıcaklığı	-10 °C+80 °C

Çalışma Basıncı	Kirlilik		Filtre
	NAS 1638	ISO 4406	βx=75
≥200 bar	11	20/17	25 µm
≤200 bar	12	21/18	40 µm

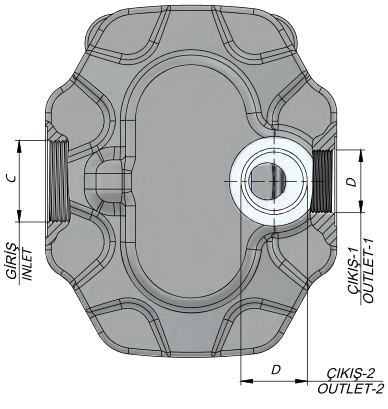

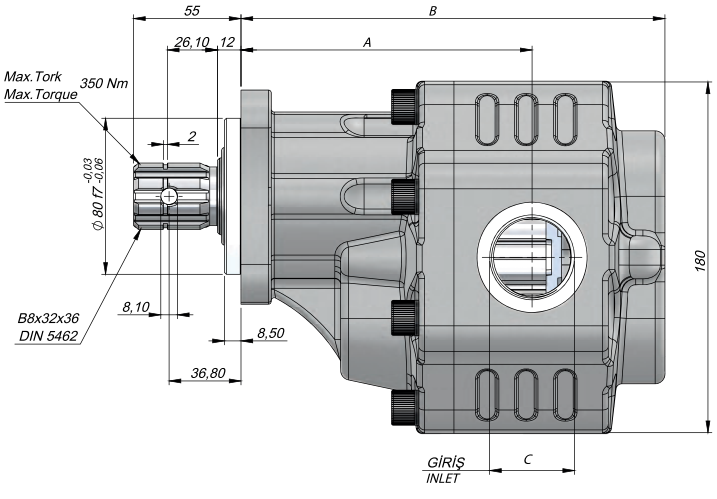

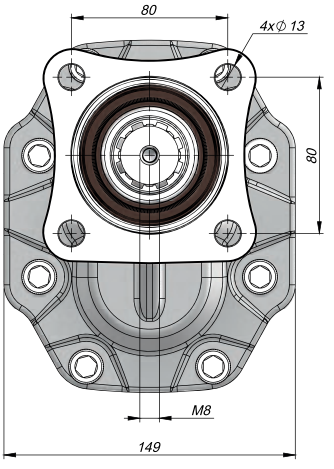

Kod	Deplasman	Maks. Sürekli Basınç	Maks. Kesintili Basınç	Maks. Tepe Basınç	Maks. Sürekli Devir	Maks. Kesintili Devir	Min. Devir	A	B	Giriş	Çıkış
Sol (L) / Sağ (R)	(cm^3/dev)	(100%)(BAR)	(maks. 20 sn)(BAR)	(maks. 6 sn)(BAR)	(RPM)	(RPM)	(RPM)	(mm)	(mm)	C	D
KH01040630152L/R-2	63	280	310	330	1800	2800	300	139	200	G1"	G3/4"
KH01040730152L/R-2	73	275	300	320				139	204	G1 1/4"	
KH01040870152L/R-2	87	265	285	300				143	209		G1"
KH01041090152L/R-2	109	240	260	285				149	217		
KH01041330152L/R-2	133	230	250	270	1500	2500	300	150	226	G1 1/2"	
KH01041510152L/R-2	151	180	200	230				152.5	232		